

Social Circle – *School Name*

Group Members:


Pupil A

Pupil B


Pupil C

Aims of the group:

- To develop our speaking and listening communication skills
- To develop our questioning skills
- To speak to wider audience
- To develop relationships
- To be able to express ourselves effectively



Social Circle – *School name*



What happens in the Social Circle group?


- Each week a member of the team will bring one of their favourite toys/items from home
- They will present in front of the other members for approx. 3 minutes
- The other members will need to listen to the presentation carefully
- When the presentation is finished each member will ask the presenter 2 questions
- The questions they ask should provide them with some new information
- Each member will ask for a turn of the toy/item
- They will try a new way to play/use it
- Each week the presenter will swap so each member has a turn
- The first session will be a brain storming session exploring questions they could ask

Presenter rota (keep repeating after each cycle):

Week 1	Week 2	Week 3	Week 4
Thinking of 'W' questions	Pupil A	Pupil B	Pupil C



Social Circle – *School name*



What questions could we ask?

- *Example questions:*
- *Where did you get it?*
- *Do you like it?*
- *Did you get it as a present?*
- *Did you get it for Christmas?*



Social Circle – School name

